



DIGITAL MATRIX SWITCHING

Linx DVI 8 x 8

Digital Switcher - with Total EDID Manager

- Robust 24 / 7 operation**
- Single or multi-point control**
- Embedded operating system**
- DVI inputs with cable equalization up to 50m**
- Full pixel re-clocking for optimal image quality**
- Front panel touch screen and network control**
- Graphical interface using standard web browser**
- Total EDID Manager pass through and over-ride**
- 99 presets**
- 500mA pin power per output**

The Linx™ is a high-performance non-blocking DVI 8 x 8 matrix routing switcher with eight inputs and eight outputs. All inputs are available to any or all of the outputs. The Linx delivers pure digital switching and routing of DVI signals. When combined with digital signal sources and digital displays, it allows for fully digital end-to-end signal distribution.

The Linx switcher accepts input signals up to 1920 x 1200 and 2048 x 1080p and supports the full 1.65 Gbit/sec DVI standard. In addition to switching picture information, the Linx supports pass-through EDID, allowing for transparent communication between output and input devices. The Linx also provides programmable or manual override of the EDID with *Total EDID Manager™*. This highly advanced system offers the user a choice between fixed, pass-through or emulated EDID.

Maintaining digital signal integrity is crucial in a digital switcher. The Linx is unique among DVI switchers in providing optimal signal fidelity. The Linx corrects jitter and signal distortion errors with pixel reclocking. RGB Spectrum is the first to offer this capability. The Linx also offers built-in cable equalization on all inputs to extend cable lengths up to 50 meters without the need for external signal extenders.

The front panel LCD touch screen provides convenient control. On-screen menus allow changes to the switching matrix, singly or in multiples, with a single button push. A status screen graphically displays all connections between inputs and outputs.

Remote control is via Ethernet and RS-232 serial ports. RGB Spectrum's WCP server for control of the switcher is accessible from any web browser. No special software is required on the user's PC. Single or multiple point control is available, managed from a password-protected configuration screen.

The Linx is packaged in a rugged 2U steel chassis, with front replaceable air filters. It offers a reliable and robust solution for challenging environments.

The Linx switcher provides an unmatched combination of performance, optimized signal quality, robust operation, and ease of use.

Specifications

DVI Inputs

Format	DVI single link
Number of Input Ports	8 input channels
Pixel Clock	Up to 165 MHz

DVI Outputs

Format	DVI single link
Number of Output Ports	8 output channels
Pixel Clock Rate	Up to 165 MHz

Control

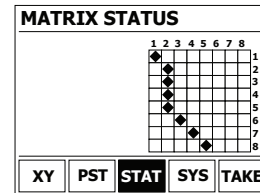
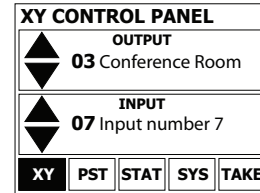
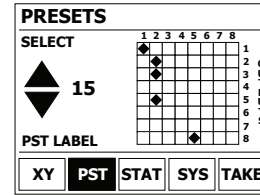
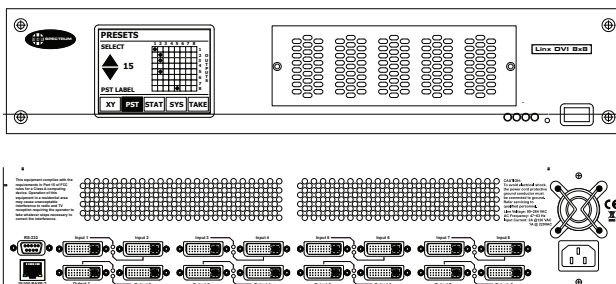
Serial	RS-232 9600 - 115,200 baud
Network	Ethernet TCP/IP 10/100 BASE-T Autosensing command line and graphical user interface (WCP)
Front Panel	LCD touch screen

Physical Specifications

Dimensions (Excluding Rack Ears)	3.5" (H) x 17.25" (W) x 12.5" (D) (88.9 cm x 43.8 cm x 31.8 cm)
Weight	Approximately 15 Lbs.
Air Filter	Washable foam filter, pore density 25 ppi
Rack Mount	Rack mount kit included

Power Specifications

Input Voltage Range	85 - 264 VAC
Power Frequency Range	47 - 63 Hz
Power Consumption	65 W



Front Panel Screens



For preset or X/Y select remote control, see our BP-16 button panel.